

Competition Shooting Results

Software by
TAURUS-SOFT Systemtechnik
D 83620 Feldkirchen

HoRa Systemtechnik GmbH
Chiemseestraße 26 D 83093 Bad Endorf
Tel +49 (0)8053 49043
Tel +49 (0)8053 49053
e-mail: info@hora2000.de
http://www.hora2000.de

March 27th 2008 - PM Individual - All
27.03.2008

Callaghan Nationals
Page: 1

P	1S	2S	3S	4S	5S	ShTm	Rnk	RunTm	Rnk	Total time	Rnk	Sht.img.	L	M	La
---	----	----	----	----	----	------	-----	-------	-----	------------	-----	----------	---	---	----

81 TOPHAM Matt

BC

3	<u>30.7</u>	5.3	5.2	<u>5.4</u>	<u>5.4</u>	00:56.7	45	00:07:37.3	76	00:11:33.9	75	●●●●●	1	P	14
4	<u>22.0</u>	<u>4.9</u>	5.1	<u>4.8</u>	<u>5.6</u>	00:45.8	35	00:08:34.3	76	00:13:20.1	74	●●●●●	2	S	16
0	29.1	4.8	5.1	5.1	5.1	00:53.9	37	00:08:30.7	71	00:09:24.6	41	①②③④⑤	3	P	15
3	<u>22.4</u>	4.6	<u>6.1</u>	<u>6.6</u>	13.5	00:56.5	51	00:08:39.1	74	00:12:35.6	73	●●●●●	4	S	17
10						03:32.9	40	00:33:21.4	74	00:46:54.3	72				

82 VAN SCOY Kasey

ON

3	17.8	6.2	<u>6.1</u>	<u>5.4</u>	<u>5.7</u>	00:46.7	26	00:07:17.1	73	00:11:03.8	73	●●●②①	1	P	4
3	23.1	6.8	<u>5.4</u>	<u>6.1</u>	<u>4.2</u>	00:50.5	41	00:07:55.8	70	00:11:46.3	66	●●●②①	2	S	20
2	<u>19.1</u>	9.4	<u>3.2</u>	3.2	3.2	00:43.9	21	00:08:32.0	72	00:11:15.9	63	⑤④③②●	3	P	3
3	23.3	<u>6.8</u>	5.1	<u>5.7</u>	<u>3.5</u>	00:48.8	39	00:08:15.8	71	00:12:04.6	68	●●●③①	4	S	23
11						03:09.9	31	00:32:00.7	71	00:46:10.7	71				

83 GILLMOR Aaron

AB

1	<u>35.4</u>	4.1	3.2	3.5	3.7	00:53.6	37	00:06:28.2	61	00:08:21.9	46	⑤④③②●	1	P	6
1	21.2	2.9	2.7	<u>2.5</u>	2.8	00:35.4	10	00:06:59.5	54	00:08:34.9	22	⑤④③②①	2	S	17
1	29.4	3.6	2.5	<u>2.5</u>	1.9	00:44.1	22	00:07:02.8	49	00:08:46.9	31	⑤●●②①	3	P	7
2	28.2	2.9	<u>2.4</u>	1.8	<u>3.3</u>	00:42.3	28	00:06:45.7	45	00:09:27.9	31	●●●②①	4	S	18
5						02:55.4	26	00:27:16.2	52	00:35:11.6	30				

84 BLAIS Vincent

QC

1	20.6	3.9	<u>3.7</u>	4.7	4.9	00:41.9	18	00:06:33.9	64	00:08:15.9	44	⑤④●②①	1	P	1
2	<u>15.4</u>	4.2	3.1	<u>3.2</u>	2.6	00:32.7	3	00:07:07.2	56	00:09:39.9	39	⑤●●②●	2	S	19
3	<u>21.8</u>	6.0	4.1	<u>3.7</u>	<u>4.0</u>	00:44.5	25	00:07:37.0	62	00:11:21.5	64	●●●②●	3	P	1
2	14.8	4.9	<u>2.9</u>	<u>2.6</u>	3.2	00:32.9	11	00:07:27.1	63	00:09:59.9	42	⑤●●②①	4	S	16
8						02:32.0	10	00:28:45.3	63	00:39:17.3	50				

85 ARENDZ Mark

PE

2	20.1	5.2	<u>5.2</u>	<u>5.6</u>	6.8	00:56.6	44	00:07:30.4	75	00:10:27.1	69	⑤●●②①	1	P	6
5	<u>27.6</u>	<u>9.3</u>	<u>10.7</u>	<u>6.0</u>	==	01:40.9	74	00:08:18.3	74	00:14:59.2	76	●●●●●	2	S	23
3	<u>28.6</u>	5.5	<u>6.1</u>	7.3	<u>6.1</u>	01:00.9	51	00:08:05.5	68	00:12:06.4	73	●④●②●	3	P	7
3	25.1	7.5	<u>6.9</u>	<u>6.5</u>	<u>5.9</u>	01:01.8	61	00:08:32.7	73	00:12:34.5	72	●●●②①	4	S	26
13						04:40.3	63	00:32:26.8	72	00:50:07.2	75				

86 GOW Scott

AB

1	<u>23.1</u>	5.8	2.9	2.9	2.9	00:41.7	16	00:06:05.0	51	00:07:46.7	34	⑤④③②●	1	P	5
4	<u>20.5</u>	4.5	<u>2.9</u>	<u>2.9</u>	<u>6.8</u>	00:40.3	23	00:06:33.1	44	00:11:13.4	63	●●●②●	2	S	18
2	<u>22.0</u>	3.9	3.1	<u>2.9</u>	2.6	00:45.4	27	00:06:44.6	42	00:09:30.1	42	⑤④③②●	3	P	8
3	<u>20.9</u>	<u>10.0</u>	3.7	<u>3.2</u>	3.4	00:44.6	33	00:06:26.1	39	00:10:10.7	46	⑤●●●●	4	S	16
10						02:52.0	23	00:25:48.9	43	00:38:40.9	49				

87 PACAS Joel

AB

2	<u>17.2</u>	3.4	3.0	<u>3.1</u>	2.6	00:32.6	3	00:06:28.3	62	00:09:00.9	58	⑤●●②●	1	P	4
1	15.6	2.5	2.4	2.5	<u>2.4</u>	00:28.7	2	00:07:08.8	57	00:08:37.5	23	●④③②①	2	S	18
2	18.1	<u>3.2</u>	<u>3.0</u>	6.6	4.1	00:38.6	6	00:07:21.4	56	00:09:59.9	51	⑤④●●①	3	P	3
1	14.2	<u>3.6</u>	3.1	3.4	3.7	00:32.4	8	00:07:03.4	52	00:08:35.8	22	⑤④③●①	4	S	19
6						02:12.4	2	00:28:01.9	58	00:36:14.2	36				

88 GREGOIRE David


QC

3	<u>16.1</u>	3.6	<u>4.2</u>	<u>3.3</u>	4.5	00:35.6	6	00:06:30.8	63	00:10:06.4	66	⑤●●②●	1	P	2
2	<u>16.1</u>	2.6	3.1	<u>4.4</u>	4.7	00:34.2	7	00:07:20.3	62	00:09:54.5	43	⑤④③②●	2	S	17
2	18.8	3.6	3.6	<u>3.6</u>	<u>15.3</u>	00:49.6	31	00:07:50.2	65	00:10:39.7	57	●●③②①	3	P	4
2	<u>19.9</u>	<u>3.4</u>	2.9	3.4	6.3	00:39.9	22	00:07:45.8	67	00:10:25.6	48	⑤④③●●	4	S	19
9						02:39.2	17	00:29:27.0	66	00:41:06.2	59				

89 WENZEL Kurtis

AB

2	20.9	<u>2.2</u>	1.9	<u>2.7</u>	4.8	00:36.6	8	00:06:16.8	57	00:08:53.4	54	⑤●●③①	1	P	3
1	<u>14.1</u>	4.2	2.9	4.8	4.1	00:32.9	4	00:06:46.1	47	00:08:19.1	16	●④③②①	2	S	20
0	21.6	2.4	2.5	2.3	2.8	00:37.3	5	00:07:03.1	50	00:07:40.4	13	⑤④③②①	3	P	4
1	17.1	2.7	<u>2.7</u>	2.6	3.7	00:32.0	5	00:06:46.4	47	00:08:18.5	17	①②●④⑤	4	S	17
4						02:18.9	5	00:26:52.4	48	00:33:11.3	21				



Competition Shooting Results

Software by
TAURUS-SOFT Systemtechnik
D 83620 Feldkirchen

HoRa Systemtechnik GmbH
Chiemseestraße 26 D 83093 Bad Endorf
Tel +49 (0)8053 49043
Tel +49 (0)8053 49053
e-mail: info@hora2000.de
http://www.hora2000.de

March 27th 2008 - PM Individual - All
27.03.2008

Callaghan Nationals
Page: 2

P	1S	2S	3S	4S	5S	ShTm	Rnk	RunTm	Rnk	Total time	Rnk	Sht.img.	L	M	La
---	----	----	----	----	----	------	-----	-------	-----	------------	-----	----------	---	---	----

90 CARRIER Guillaume QC

1	18.7	3.6	3.5	3.3	3.3	00:38.8	12	00:06:11.2	53	00:07:49.9	36	⑤④③②①	1	P	4
1	15.7	2.0	2.0	2.1	1.9	00:26.8	1	00:06:57.5	53	00:08:24.2	18	⑤●③②①	2	S	21
0	20.9	3.8	3.3	2.9	3.3	00:39.6	7	00:07:19.3	55	00:07:58.8	18	⑤④③②①	3	P	5
3	13.6	2.4	2.4	2.1	2.4	00:26.3	1	00:07:07.1	54	00:10:33.4	53	●④③●●	4	S	24
5						02:11.4	1	00:27:35.1	54	00:34:46.5	28				

91 THOMPSON Beau AB

0	23.3	5.4	5.1	5.2	5.7	00:49.9	28	00:06:33.9	65	00:07:23.9	29	⑤④③②①	1	P	6
1	18.2	5.9	4.8	4.1	4.0	00:40.8	25	00:07:14.9	61	00:08:55.8	27	⑤④③●①	2	S	19
2	26.9	5.5	5.9	8.2	5.2	00:58.8	48	00:07:28.9	61	00:10:27.8	56	⑤④③●●	3	P	6
3	17.3	4.4	2.1	3.1	2.3	00:33.1	13	00:07:19.9	61	00:10:52.9	57	●④③●●	4	S	20
6						03:02.7	28	00:28:37.8	61	00:37:40.5	46				

92 ANDREWS Craig AB

0	19.7	4.1	3.7	3.3	3.6	00:38.7	11	00:06:34.2	67	00:07:12.9	26	⑤④③②①	1	P	9
1	15.1	5.4	4.2	5.9	3.2	00:37.1	16	00:07:24.1	64	00:09:01.2	30	⑤④●②①	2	S	21
0	23.9	4.6	3.4	3.2	3.3	00:42.3	14	00:07:27.9	60	00:08:10.3	19	⑤④③②①	3	P	9
0	12.2	2.9	2.3	2.2	5.9	00:28.7	2	00:07:18.3	59	00:07:47.0	10	⑤④③②①	4	S	22
1						02:26.8	9	00:28:44.6	62	00:32:11.4	18				

93 BROSSEAU Marc QC

0	22.7	2.5	2.4	2.5	2.7	00:35.9	7	00:06:39.3	68	00:07:15.2	27	⑤④③②①	1	P	1
1	18.8	3.1	2.4	2.1	3.5	00:33.0	5	00:07:47.8	67	00:09:20.8	35	⑤④③●①	2	S	18
1	22.3	4.6	4.3	3.7	3.8	00:42.4	15	00:07:54.7	66	00:09:37.1	45	⑤④③②●	3	P	1
2	15.9	3.2	3.5	2.6	2.7	00:30.8	4	00:07:38.5	66	00:10:09.2	45	⑤④③●●	4	S	23
4						02:22.1	7	00:30:00.2	67	00:36:22.3	37				

94 NEUMANN Matt BC

0	24.8	3.1	14.3	2.9	2.9	00:51.5	31	00:06:17.6	58	00:07:09.1	23	⑤④③②①	1	P	15
1	23.4	3.3	3.3	2.6	3.3	00:38.8	21	00:06:51.6	49	00:08:30.4	21	⑤④③●①	2	S	16
0	18.4	3.7	3.4	3.4	3.5	00:35.7	3	00:06:54.7	48	00:07:30.4	9	⑤④③②①	3	P	13
2	18.3	9.9	2.7	2.4	2.9	00:39.3	20	00:07:02.6	51	00:09:41.8	37	⑤●③②①	4	S	16
3						02:45.3	19	00:27:06.4	50	00:32:51.7	19				

95 MACCULLOCH Elijah AB

2	20.7	12.9	9.3	4.4	4.8	00:57.1	47	00:07:08.3	72	00:10:05.4	65	⑤④●●①	1	P	5
4	12.3	5.2	5.7	4.9	2.6	00:34.8	9	00:07:51.8	68	00:12:26.7	70	⑤●●●●	2	S	18
2	19.0	3.6	3.9	5.0	4.3	00:41.3	12	00:08:06.5	69	00:10:47.8	60	●④③●①	3	P	5
2	19.1	3.4	2.3	2.0	2.5	00:33.7	15	00:08:01.9	68	00:10:35.7	55	●④③●①	4	S	17
10						02:46.9	21	00:31:08.6	68	00:43:55.6	67				

96 DUMOND Alex ON


2	10.0	12.9	4.9	4.8	5.5	00:41.8	17	00:06:15.5	56	00:08:57.4	56	⑤④③●●	1	P	13
1	18.9	9.1	2.9	2.9	==	00:56.7	46	00:06:56.3	50	00:08:53.1	26	●④③②①	2	S	17
3	21.1	5.6	4.6	4.9	6.1	00:47.8	29	00:06:52.6	45	00:10:40.4	58	●●●②①	3	P	6
4	21.9	3.8	8.8	4.2	5.8	00:47.3	38	00:07:04.4	53	00:11:51.7	66	●●③●●	4	S	19
10						03:13.6	33	00:27:08.9	51	00:40:22.5	55				

97 LAFOREST-JEAN Samuel QC

1	24.0	6.2	4.7	4.7	4.3	00:48.9	27	00:06:21.4	60	00:08:10.3	43	⑤●③②①	1	P	3
3	17.0	5.9	4.7	3.9	5.3	00:41.0	26	00:07:14.0	60	00:10:55.0	59	●●③●①	2	S	17
0	25.4	4.7	4.8	4.5	5.1	00:49.8	33	00:07:24.4	58	00:08:14.3	22	⑤④③②①	3	P	3
2	18.5	4.9	4.5	7.3	4.6	00:45.9	36	00:07:19.3	60	00:10:05.3	44	⑤④③●●	4	S	19
6						03:05.8	29	00:28:19.2	59	00:37:24.9	44				

98 MILLER Jodi SK

0	40.6	7.5	7.2	6.8	6.5	01:14.8	72	00:07:24.6	74	00:08:39.5	51	⑤④③②①	1	P	13
3	37.5	14.6	6.9	7.6	9.3	01:20.9	71	00:08:15.7	73	00:12:36.7	72	⑤●●●①	2	S	22
0	43.8	7.0	7.5	7.4	6.8	01:15.4	67	00:08:37.7	73	00:09:53.1	49	⑤④③②①	3	P	14
1	43.9	8.1	8.1	6.9	19.9	01:32.5	74	00:08:26.5	72	00:10:58.9	59	⑤④●②①	4	S	18
4						05:23.6	73	00:32:44.5	73	00:42:08.1	62				



Competition Shooting Results

Software by
TAURUS-SOFT Systemtechnik
D 83620 Feldkirchen

HoRa Systemtechnik GmbH
Chiemseestraße 26 D 83093 Bad Endorf
Tel +49 (0)8053 49043
Tel +49 (0)8053 49053
e-mail: info@hora2000.de
http://www.hora2000.de

March 27th 2008 - PM Individual - All
27.03.2008

Callaghan Nationals
Page: 3

P	1S	2S	3S	4S	5S	ShTm	Rnk	RunTm	Rnk	Total time	Rnk	Sht.img.	L	M	La
---	----	----	----	----	----	------	-----	-------	-----	------------	-----	----------	---	---	----

99 ZUBKOVA Katia BC

1	<u>43.2</u>	5.2	4.6	4.8	4.7	01:07.4	61	00:06:00.9	50	00:08:08.4	42	⑤④③②●	1	P	15
2	<u>19.5</u>	5.5	4.9	3.7	<u>3.7</u>	00:42.0	30	00:06:57.2	52	00:09:39.2	38	●④③②●	2	S	20
1	<u>33.3</u>	5.0	4.1	4.8	4.5	00:55.5	39	00:07:03.9	51	00:08:59.4	37	⑤④③②●	3	P	14
1	19.0	<u>3.9</u>	5.5	5.5	4.4	00:41.9	26	00:07:15.6	57	00:08:57.6	25	⑤④③●①	4	S	16
5						03:26.9	38	00:27:17.7	53	00:35:44.6	35				

100 CHRISTIE Brooke MB

0	27.9	5.0	4.4	5.2	4.8	00:52.5	35	00:06:13.4	54	00:07:05.8	22	⑤④③②①	1	P	14
1	20.6	5.3	<u>5.7</u>	5.3	5.3	00:45.2	34	00:07:12.8	58	00:08:58.1	28	⑤④●②①	2	S	21
1	24.8	5.1	<u>5.2</u>	5.5	4.9	00:50.5	34	00:07:25.6	59	00:09:16.1	40	⑤④●②①	3	P	11
2	23.1	<u>7.5</u>	6.4	<u>5.7</u>	6.4	00:53.3	45	00:07:28.2	64	00:10:21.5	47	⑤④●①①	4	S	23
4						03:21.5	35	00:28:19.9	60	00:35:41.5	33				

101 SONEGO Rachael ON

3	<u>39.1</u>	<u>17.1</u>	<u>11.2</u>	11.1	6.2	01:30.5	76	00:06:55.1	70	00:11:25.6	74	●④③●●	1	P	6
1	<u>37.4</u>	14.8	8.9	4.6	6.5	01:16.6	69	00:07:52.1	69	00:10:08.6	50	⑤④③②●	2	S	23
2	32.1	7.8	<u>8.9</u>	8.6	<u>8.8</u>	01:10.7	61	00:08:14.4	70	00:11:25.1	66	●④●②①	3	P	8
2	<u>27.8</u>	8.6	7.2	<u>6.2</u>	13.7	01:08.1	68	00:08:11.6	70	00:11:19.7	62	⑤④③②●	4	S	19
8						05:05.9	70	00:31:13.2	69	00:44:19.1	68				

102 CHESHAM Tana AB

1	17.4	2.8	2.7	<u>2.7</u>	2.5	00:33.6	4	00:05:57.7	49	00:07:31.3	31	⑤④③②①	1	P	10
1	<u>15.3</u>	5.6	3.8	3.3	2.5	00:33.3	6	00:06:50.5	48	00:08:23.9	17	⑤④③②●	2	S	22
0	20.3	3.6	2.7	2.4	2.7	00:35.8	4	00:07:08.6	52	00:07:44.5	15	⑤④③②①	3	P	9
0	14.6	4.4	3.8	2.9	3.2	00:32.2	7	00:06:57.2	49	00:07:29.3	8	⑤④③②①	4	S	17
2						02:14.9	3	00:26:53.9	49	00:31:08.9	13				

103 BEAUDOIN-BACON Mareck NT

2	<u>23.9</u>	8.6	5.8	6.1	<u>7.0</u>	00:56.8	46	00:05:54.2	47	00:08:50.9	53	●④③②●	1	P	3
4	<u>25.5</u>	<u>8.3</u>	12.3	<u>8.7</u>	<u>5.4</u>	01:04.2	60	00:06:35.7	45	00:11:39.9	65	●●③●●	2	S	19
2	26.8	<u>5.7</u>	6.2	5.0	<u>5.5</u>	00:56.9	44	00:06:54.4	47	00:09:51.3	48	●④③●①	3	P	8
2	27.7	7.8	7.6	<u>5.8</u>	<u>6.3</u>	00:58.7	57	00:07:00.2	50	00:09:58.9	41	●●③②①	4	S	19
10						03:56.6	49	00:26:24.5	47	00:40:21.1	54				

104 WARNER Gillian BC

3	<u>22.5</u>	4.8	<u>3.8</u>	4.7	<u>3.9</u>	00:44.9	25	00:05:55.9	48	00:09:40.8	63	●④●②●	1	P	15
4	12.8	<u>3.6</u>	<u>4.1</u>	<u>6.9</u>	<u>3.9</u>	00:36.9	15	00:07:12.8	59	00:11:49.8	67	●●●●①	2	S	17
2	21.6	3.9	<u>4.0</u>	3.8	<u>4.0</u>	00:42.0	13	00:07:21.6	57	00:10:03.6	52	●④●②①	3	P	14
2	15.3	3.5	<u>3.2</u>	<u>3.5</u>	2.9	00:32.8	10	00:07:14.9	56	00:09:47.7	39	●●●②①	4	S	17
11						02:36.7	12	00:27:45.2	56	00:41:21.9	60				

105 SAUCIER Claudia NB

0	26.9	7.1	6.3	5.6	5.2	00:57.7	48	00:06:58.3	71	00:07:55.9	37	①②③④⑤	1	P	2
2	<u>25.6</u>	<u>5.6</u>	3.3	3.6	4.1	00:47.8	38	00:08:02.7	71	00:10:50.5	58	●●③④⑤	2	S	17
2	33.2	<u>5.3</u>	<u>5.7</u>	3.9	5.9	01:01.5	52	00:08:37.7	74	00:11:39.2	67	①●④⑤●	3	P	2
4	<u>33.9</u>	<u>3.8</u>	<u>4.6</u>	3.1	<u>4.5</u>	00:57.7	54	00:08:07.6	69	00:13:05.3	74	●●●④●	4	S	29
8						03:44.7	45	00:31:46.3	70	00:43:31.0	65				

106 VAILLANCOURT Audrey QC

1	<u>14.9</u>	3.9	3.8	3.7	3.8	00:33.8	5	00:05:37.2	44	00:07:11.0	24	⑤④③②●	1	P	3
1	21.8	5.9	2.8	<u>3.6</u>	2.9	00:39.9	22	00:06:21.4	38	00:08:01.4	14	⑤④③②①	2	S	21
1	14.1	3.5	3.5	3.5	<u>3.6</u>	00:32.0	1	00:06:41.1	40	00:08:13.1	21	●④③②①	3	P	3
1	16.1	2.9	3.7	2.9	<u>3.8</u>	00:32.9	12	00:06:20.7	35	00:07:53.7	13	●④③②①	4	S	24
4						02:18.8	4	00:25:00.4	37	00:31:19.1	15				

107 ODDOU Yolaine QC

0	13.2	3.0	2.9	3.2	2.9	00:28.8	1	00:06:14.1	55	00:06:42.8	16	⑤④③②①	1	P	1
0	19.1	4.7	4.2	7.5	5.0	00:44.0	31	00:06:32.8	43	00:07:16.8	3	②①③④⑤	2	S	24
2	<u>16.1</u>	<u>3.3</u>	7.1	4.2	4.6	00:39.6	8	00:06:53.8	46	00:09:33.4	43	⑤④③●●	3	P	1
1	14.8	3.7	<u>3.1</u>	2.8	3.0	00:29.8	3	00:06:33.8	41	00:08:03.6	14	⑤④①②●	4	S	24
3						02:22.2	8	00:26:14.4	46	00:31:36.6	16				



Competition Shooting Results

Software by
TAURUS-SOFT Systemtechnik
D 83620 Feldkirchen

HoRa Systemtechnik GmbH
Chiemseestraße 26 D 83093 Bad Endorf
Tel +49 (0)8053 49043
Tel +49 (0)8053 49053
e-mail: info@hora2000.de
http://www.hora2000.de

March 27th 2008 - PM Individual - All
27.03.2008

Callaghan Nationals
Page: 4

P	1S	2S	3S	4S	5S	ShTm	Rnk	RunTm	Rnk	Total time	Rnk	Sht.img.	L	M	La
---	----	----	----	----	----	------	-----	-------	-----	------------	-----	----------	---	---	----

108 RONAGHAN Rebecca BC

4	<u>20.6</u>	<u>4.9</u>	<u>12.9</u>	4.9	<u>4.9</u>	00:54.7	40	00:06:40.6	69	00:11:35.3	76	⑤④③●●	1	P	15
2	<u>22.4</u>	2.5	3.5	5.0	<u>2.4</u>	00:41.4	28	00:08:13.9	72	00:10:55.3	60	●④③②●	2	S	16
-1						00:00.0	-1	00:00:00.0	-1	00:00:00.0	0				

109 SHIEL Carly AB

3	<u>46.9</u>	14.5	<u>7.9</u>	<u>10.2</u>	6.5	01:32.2	77	00:06:20.4	59	00:10:52.6	72	⑤●●●●	1	P	8
2	27.6	<u>9.6</u>	9.9	6.8	<u>7.3</u>	01:05.8	61	00:07:00.3	55	00:10:06.1	48	●●④●●	2	S	20
2	<u>41.5</u>	<u>12.1</u>	15.9	12.9	10.6	01:40.1	75	00:07:18.4	54	00:10:58.5	62	⑤④③●●	3	P	10
4	<u>32.5</u>	10.7	<u>10.8</u>	<u>8.5</u>	<u>6.8</u>	01:17.8	73	00:07:10.9	55	00:12:28.7	71	●●●●●	4	S	24
11						05:35.9	74	00:27:50.0	57	00:44:25.9	69				

110 BIGGS Jessica MB

2	<u>24.5</u>	15.2	5.5	<u>6.6</u>	6.2	01:05.2	57	00:06:07.1	52	00:09:12.4	60	⑤●③②●	1	P	10
3	<u>24.7</u>	7.1	<u>7.2</u>	6.4	<u>6.1</u>	00:58.1	52	00:07:25.1	65	00:11:23.2	64	●②●④●	2	S	21
3	<u>24.9</u>	<u>5.8</u>	<u>8.2</u>	10.6	7.5	01:04.6	55	00:07:54.9	67	00:11:59.5	72	⑤④●●●	3	P	12
3	23.4	6.9	<u>6.1</u>	<u>5.7</u>	<u>7.5</u>	00:54.5	48	00:07:24.7	62	00:11:19.3	61	①②●●●	4	S	26
11						04:02.4	53	00:28:51.9	64	00:43:54.3	66				

111 MACKIE Marissa ON

2	27.1	<u>5.1</u>	6.1	<u>9.9</u>	8.1	01:01.1	54	00:07:40.8	77	00:10:41.9	71	⑤●●●①	1	P	3
3	<u>34.8</u>	<u>6.1</u>	8.9	<u>6.7</u>	10.8	01:14.4	68	00:08:30.3	75	00:12:44.7	73	⑤●●●●	2	S	25
4	36.2	<u>9.1</u>	<u>9.1</u>	<u>9.5</u>	<u>6.9</u>	01:19.4	69	00:09:09.1	75	00:14:28.5	75	●●●●①	3	P	6
2	<u>27.2</u>	6.8	<u>6.8</u>	8.8	11.6	01:06.6	66	00:09:02.4	75	00:12:09.0	69	④⑤②●●	4	S	20
11						04:41.5	64	00:34:22.7	75	00:50:04.1	74				

112 PATTERSON Jennifer AB

4	<u>24.1</u>	<u>5.4</u>	13.1	<u>5.9</u>	<u>9.3</u>	01:05.2	56	00:06:34.1	66	00:11:39.3	77	●●●●●	1	P	9
4	<u>26.0</u>	<u>6.1</u>	<u>16.2</u>	7.8	<u>9.3</u>	01:10.1	66	00:07:21.5	63	00:12:31.7	71	●④●●●	2	S	20
0	25.1	3.4	8.3	3.3	3.5	00:49.6	32	00:07:43.8	63	00:08:33.4	26	⑤④③②①	3	P	9
2	<u>25.4</u>	6.5	9.9	8.4	<u>4.4</u>	00:58.9	58	00:07:32.8	65	00:10:31.7	52	●④③②●	4	S	21
10						04:03.9	55	00:29:12.2	65	00:43:16.1	64				

113 NEUMANN Aaron BC

1	<u>11.4</u>	5.0	5.1	4.6	4.7	00:36.8	9	00:04:05.0	3	00:05:41.8	5	⑤④③②●	1	P	14
5	<u>14.4</u>	<u>8.0</u>	<u>4.6</u>	<u>4.1</u>	==	00:40.5	24	00:04:46.2	8	00:10:26.6	56	●●●●●	2	S	18
4	<u>20.5</u>	<u>5.2</u>	<u>5.6</u>	<u>6.5</u>	8.5	00:53.5	36	00:04:52.0	2	00:09:45.6	46	⑤●●●●	3	P	13
4	<u>17.2</u>	<u>4.8</u>	<u>3.3</u>	<u>3.4</u>	6.3	00:40.9	25	00:04:52.5	7	00:09:33.4	34	⑤●●●●	4	S	18
14						02:51.7	22	00:18:35.7	4	00:35:27.4	31				

114 CHESHAM Christopher AB


3	<u>13.5</u>	<u>3.6</u>	<u>5.1</u>	8.6	3.9	00:42.2	19	00:04:06.1	4	00:07:48.3	35	⑤④●●●	1	P	6
2	<u>22.8</u>	5.7	4.5	<u>5.0</u>	12.0	00:57.3	48	00:04:44.9	7	00:07:42.2	8	⑤●③②●	2	S	21
3	<u>18.5</u>	3.4	<u>3.5</u>	<u>5.7</u>	4.2	00:43.4	19	00:05:09.7	8	00:08:53.0	34	⑤●●●●	3	P	12
4	17.3	<u>6.5</u>	<u>6.6</u>	<u>7.0</u>	<u>5.1</u>	00:51.6	44	00:04:58.1	10	00:09:49.8	40	●●●●①	4	S	25
12						03:14.5	34	00:18:58.8	8	00:34:13.3	26				

115 COTE Edouard QC

1	<u>20.3</u>	4.4	3.9	3.9	4.2	00:41.1	14	00:03:50.9	1	00:05:32.1	3	⑤④③②●	1	P	2
4	<u>16.7</u>	<u>3.2</u>	<u>4.1</u>	5.4	<u>3.7</u>	00:36.8	14	00:04:25.5	2	00:09:02.3	31	④●●●●	2	S	20
3	<u>21.3</u>	<u>3.3</u>	3.9	4.2	<u>4.3</u>	00:43.0	18	00:05:02.3	3	00:08:45.4	29	●④③●●	3	P	2
1	19.1	3.5	<u>3.4</u>	3.7	3.5	00:36.9	18	00:04:42.8	2	00:06:19.7	4	⑤④●②①	4	S	28
9						02:37.8	13	00:18:01.6	1	00:29:39.4	9				

116 LYON Alex AB

1	<u>24.6</u>	10.0	3.7	3.6	3.2	00:50.6	30	00:03:54.5	2	00:05:45.0	6	⑤④③②●	1	P	5
4	<u>13.8</u>	<u>5.1</u>	<u>4.4</u>	<u>4.5</u>	4.3	00:37.9	19	00:04:32.0	3	00:09:09.9	32	⑤●●●●	2	S	18
1	25.0	<u>3.7</u>	3.1	3.4	3.5	00:44.4	23	00:04:51.9	1	00:06:36.3	6	⑤④③●①	3	P	4
1	<u>15.2</u>	3.8	3.3	3.1	2.9	00:32.7	9	00:04:45.9	4	00:06:18.6	2	⑤④③②●	4	S	16
7						02:45.6	20	00:18:04.3	2	00:27:49.9	4				



Competition Shooting Results


Software by
TAURUS-SOFT Systemtechnik
D 83620 Feldkirchen

HoRa Systemtechnik GmbH
Chiemseestraße 26 D 83093 Bad Endorf
Tel +49 (0)8053 49043
Tel +49 (0)8053 49053
e-mail: info@hora2000.de
http://www.hora2000.de

March 27th 2008 - PM Individual - All
27.03.2008

Callaghan Nationals
Page: 5

P	1S	2S	3S	4S	5S	ShTm	Rnk	RunTm	Rnk	Total time	Rnk	Sht.img.	L	M	La
117 MCINERNEY Liam NS															
3	<u>26.3</u>	<u>7.0</u>	6.3	<u>7.4</u>	7.9	01:23.7	74	00:05:03.2	29	00:09:26.9	61	●●●③⑤	1	P	11
5	<u>25.0</u>	<u>7.8</u>	<u>7.9</u>	<u>8.5</u>	<u>7.3</u>	01:10.0	65	00:07:43.0	66	00:13:53.1	75	●●●●●	2	S	23
4	<u>26.8</u>	<u>6.5</u>	<u>5.8</u>	<u>6.2</u>	<u>8.2</u>	01:05.8	58	00:06:16.1	32	00:11:21.9	65	●●●④⑤	3	P	12
4	<u>22.2</u>	<u>8.6</u>	<u>7.9</u>	<u>7.7</u>	9.7	01:06.6	65	00:06:07.3	33	00:11:13.8	60	●●●●⑤	4	S	19
16						04:46.2	65	00:25:09.6	40	00:45:55.8	70				
118 SMITH Casey US															
3	<u>14.2</u>	<u>7.1</u>	<u>7.8</u>	9.8	5.9	00:51.8	33	00:04:13.8	10	00:08:05.5	41	●●●④⑤	1	P	5
2	<u>13.9</u>	<u>3.8</u>	4.1	2.9	3.5	00:34.4	8	00:04:44.6	6	00:07:18.9	4	●●●④⑤	2	S	19
0	16.8	4.5	4.2	4.2	4.2	00:40.5	10	00:05:11.3	9	00:05:51.8	1	①②③④⑤	3	P	6
1	11.1	4.2	<u>3.2</u>	3.0	3.8	00:32.1	6	00:04:46.9	6	00:06:19.1	3	①②●④⑤	4	S	26
6						02:38.8	15	00:18:56.5	6	00:27:35.3	3				
119 COLE Sam ON															
1	25.1	9.4	<u>8.3</u>	9.8	13.8	01:14.7	71	00:04:10.7	7	00:06:25.5	13	⑤④③②①	1	P	13
3	<u>27.5</u>	9.9	<u>9.9</u>	<u>9.2</u>	22.3	01:25.1	72	00:05:20.2	18	00:09:45.3	40	⑤●●②●	2	S	25
2	<u>32.8</u>	<u>11.1</u>	12.6	10.1	8.7	01:20.1	71	00:05:55.6	25	00:09:15.6	39	⑤④③●●	3	P	9
1	<u>24.0</u>	9.6	11.8	8.6	8.7	01:06.4	64	00:05:45.3	24	00:07:51.7	12	⑤④③②●	4	S	24
7						05:06.3	71	00:21:11.7	19	00:33:18.0	23				
120 DAVIES Macx AB															
3	<u>8.9</u>	6.7	<u>4.2</u>	6.9	<u>4.3</u>	00:37.7	10	00:04:19.1	12	00:07:56.8	38	●④●②●	1	P	9
2	<u>12.9</u>	6.6	<u>5.0</u>	4.4	4.2	00:38.5	20	00:04:50.0	10	00:07:28.5	7	⑤④●②●	2	S	17
2	21.1	4.1	<u>4.5</u>	<u>4.5</u>	4.3	00:42.6	16	00:05:04.7	4	00:07:47.3	16	⑤●●②①	3	P	7
3	<u>15.9</u>	7.3	<u>4.1</u>	<u>4.3</u>	3.5	00:40.2	23	00:04:46.6	5	00:08:26.8	19	⑤●●②●	4	S	21
10						02:39.0	16	00:19:00.4	9	00:31:39.4	17				
121 BEAUDRY Sylvain BC															
1	<u>21.0</u>	3.8	4.4	4.4	4.5	00:44.6	23	00:04:13.1	8	00:05:57.7	8	⑤④③②●	1	P	15
2	19.8	4.3	<u>5.3</u>	<u>7.2</u>	4.3	00:47.5	37	00:04:55.2	11	00:07:42.7	9	⑤●●②①	2	S	22
3	<u>12.8</u>	5.0	<u>4.6</u>	<u>4.2</u>	4.5	00:40.5	11	00:05:16.2	10	00:08:56.7	35	⑤●●②●	3	P	15
3	<u>16.2</u>	4.2	<u>5.2</u>	<u>4.8</u>	3.8	00:39.8	21	00:04:53.3	9	00:08:33.1	21	⑤●●②●	4	S	21
9						02:52.5	24	00:19:17.8	11	00:31:10.2	14				
122 OLIVER-BEEBE Connor YK															
4	<u>29.9</u>	<u>16.0</u>	<u>6.6</u>	<u>8.1</u>	8.0	01:24.3	75	00:05:03.5	30	00:10:27.8	70	⑤●●●●	1	P	14
3	32.6	<u>9.3</u>	<u>9.9</u>	8.7	<u>7.6</u>	01:17.6	70	00:05:43.5	28	00:10:01.0	45	●●●④①	2	S	26
1	36.1	<u>7.2</u>	6.6	6.4	5.3	01:14.8	65	00:06:14.0	31	00:08:28.8	23	⑤④③●①	3	P	13
4	<u>33.7</u>	<u>2.8</u>	<u>20.0</u>	9.6	==	02:02.9	75	00:05:55.8	30	00:11:58.6	67	●●●●④	4	S	30
12						05:59.6	75	00:22:56.7	30	00:40:56.3	58				
123 HEPPELL Kevin NB															
2	31.1	<u>5.1</u>	7.5	<u>4.4</u>	3.4	00:59.7	50	00:05:27.8	40	00:08:27.5	50	①●●③⑤	1	P	7
2	19.5	3.6	5.0	<u>3.5</u>	<u>4.8</u>	00:44.7	32	00:05:22.5	21	00:08:07.2	15	①②③●●	2	S	18
1	26.9	4.5	5.2	<u>5.8</u>	4.7	00:56.4	42	00:05:46.3	22	00:07:42.6	14	①②③●⑤	3	P	5
3	<u>22.5</u>	4.9	5.7	<u>6.1</u>	<u>3.1</u>	00:50.2	41	00:05:33.6	20	00:09:23.8	30	●②③●●	4	S	20
8						03:30.9	39	00:22:10.2	25	00:33:41.1	24				
124 CAMPBELL Ian ON															
1	31.7	8.9	11.3	<u>6.9</u>	7.4	01:12.6	68	00:04:20.2	13	00:06:32.8	15	①②③●⑤	1	P	6
5	<u>20.8</u>	<u>9.2</u>	<u>7.5</u>	<u>6.2</u>	<u>9.7</u>	00:58.9	55	00:05:08.9	13	00:11:07.9	62	●●●●●	2	S	22
2	<u>39.0</u>	<u>10.4</u>	11.7	7.6	8.2	01:22.2	72	00:05:35.9	14	00:08:58.2	36	●●③④⑤	3	P	7
4	<u>36.8</u>	7.9	<u>10.4</u>	<u>2.8</u>	<u>9.1</u>	01:12.9	71	00:05:18.2	13	00:10:31.1	51	●②●●●	4	S	23
12						04:46.6	66	00:20:23.3	12	00:37:09.9	41				
125 GREGOIRE JACQUES Remi QC															
3	23.5	11.1	<u>7.4</u>	<u>9.1</u>	<u>9.8</u>	01:06.7	59	00:04:13.6	9	00:08:20.3	45	●●●②①	1	P	2
1	19.7	4.1	5.7	12.5	<u>6.4</u>	00:53.9	43	00:04:40.7	5	00:06:34.6	2	●④③②①	2	S	21
0	22.6	7.9	7.2	7.8	8.4	00:58.6	47	00:05:05.8	6	00:06:04.4	3	⑤④③②①	3	P	1
2	20.4	<u>4.9</u>	5.4	5.3	<u>4.3</u>	00:43.9	32	00:04:42.7	1	00:07:26.6	7	●④③●①	4	S	22
6						03:43.2	44	00:18:42.7	5	00:28:25.9	6				



Competition Shooting Results

Software by
TAURUS-SOFT Systemtechnik
D 83620 Feldkirchen

HoRa Systemtechnik GmbH
Chiemseestraße 26 D 83093 Bad Endorf
Tel +49 (0)8053 49043
Tel +49 (0)8053 49053
e-mail: info@hora2000.de
http://www.hora2000.de

March 27th 2008 - PM Individual - All
27.03.2008

Callaghan Nationals
Page: 6

P	1S	2S	3S	4S	5S	ShTm	Rnk	RunTm	Rnk	Total time	Rnk	Sht.img.	L	M	La
---	----	----	----	----	----	------	-----	-------	-----	------------	-----	----------	---	---	----

126 OPUSHNEV Serhiy BC

2	<u>23.3</u>	6.2	<u>5.3</u>	5.0	7.7	00:54.7	40	00:04:07.1	5	00:07:01.9	20	●②●④⑤	1	P	13
3	<u>15.7</u>	<u>7.2</u>	<u>19.3</u>	6.1	38.1	01:34.1	73	00:05:20.2	19	00:09:54.3	42	●●③●④	2	S	20
3	<u>35.9</u>	<u>6.5</u>	<u>6.2</u>	12.6	4.8	01:14.2	64	00:05:52.6	24	00:10:06.7	53	●●●④⑤	3	P	11
3	<u>18.7</u>	<u>14.7</u>	7.1	<u>16.5</u>	4.8	01:08.1	69	00:05:55.3	29	00:10:03.4	43	●●③●⑤	4	S	23
11						04:51.0	68	00:21:15.3	22	00:37:06.3	40				

127 DOUGLAS Alex BC

2	<u>35.8</u>	6.3	<u>6.8</u>	5.3	5.9	01:09.2	64	00:04:50.7	26	00:07:59.8	40	⑤④●②●	1	P	15
4	<u>20.1</u>	4.2	<u>5.6</u>	<u>3.8</u>	<u>5.8</u>	00:46.8	36	00:05:34.4	24	00:10:21.2	54	●●●②●	2	S	18
3	38.6	<u>4.7</u>	6.9	<u>7.3</u>	<u>7.3</u>	01:15.4	66	00:05:42.1	21	00:09:57.5	50	●●③①	3	P	12
3	<u>18.5</u>	6.4	<u>8.5</u>	4.9	<u>6.7</u>	00:50.8	43	00:05:40.3	23	00:09:31.1	32	●④●②●	4	S	22
12						04:02.1	52	00:21:47.6	24	00:37:49.6	47				

128 FERGUSON Simon BC

1	25.2	7.6	6.8	5.9	<u>6.6</u>	00:59.8	52	00:04:26.6	17	00:06:26.5	14	●④③②①	1	P	14
4	<u>20.0</u>	6.1	<u>4.7</u>	<u>5.9</u>	<u>6.1</u>	00:50.2	40	00:05:29.1	23	00:10:19.3	53	●●●②●	2	S	17
4	<u>24.1</u>	<u>8.3</u>	<u>8.9</u>	8.7	<u>7.6</u>	01:04.9	56	00:05:38.5	17	00:10:43.4	59	●④●●●	3	P	14
4	<u>20.9</u>	6.6	<u>6.9</u>	<u>7.2</u>	<u>4.8</u>	00:53.9	47	00:05:40.3	22	00:10:34.1	54	●●●②●	4	S	17
13						03:48.8	46	00:21:14.5	20	00:38:03.3	48				

129 CHISHOLM Andrew AB

2	23.8	<u>3.9</u>	<u>2.2</u>	6.3	2.4	00:42.5	20	00:04:22.8	14	00:07:05.3	21	⑤④●●①	1	P	8
2	<u>19.1</u>	<u>2.9</u>	2.4	2.6	2.6	00:35.8	11	00:05:23.2	22	00:07:58.9	12	⑤④③●●	2	S	21
0	25.3	2.8	3.6	3.5	2.5	00:43.6	20	00:05:32.1	13	00:06:15.7	5	⑤④③②①	3	P	7
1	<u>21.3</u>	3.2	5.4	2.8	2.8	00:42.2	27	00:05:14.9	12	00:06:57.1	5	⑤④③②●	4	S	27
5						02:44.0	18	00:20:32.9	13	00:28:16.9	5				

131 BOGAERT Ben BC

3	<u>27.8</u>	9.9	<u>8.8</u>	<u>10.6</u>	8.1	01:13.6	69	00:04:43.0	23	00:08:56.6	55	⑤●●②●	1	P	15
3	<u>23.7</u>	7.7	8.5	<u>6.8</u>	<u>6.5</u>	00:59.7	57	00:05:18.2	17	00:09:17.9	34	●●③②●	2	S	24
4	43.7	<u>8.7</u>	<u>8.2</u>	<u>7.3</u>	<u>14.0</u>	01:29.5	74	00:05:29.0	12	00:10:58.5	61	●●●①	3	P	14
4	25.6	<u>15.7</u>	<u>4.6</u>	<u>11.8</u>	<u>3.9</u>	01:07.9	67	00:05:22.0	17	00:10:29.9	50	●●●①●	4	S	26
14						04:50.6	67	00:20:52.3	18	00:39:42.9	52				

132 COLEMAN Mathew US

2	35.2	6.7	<u>5.3</u>	4.4	<u>7.5</u>	01:08.6	63	00:04:24.1	15	00:07:32.6	32	①②●④●	1	P	4
4	<u>23.6</u>	6.0	<u>7.4</u>	<u>6.9</u>	<u>6.2</u>	00:58.6	54	00:05:11.8	14	00:10:10.5	51	●②●●●	2	S	25
2	27.1	5.3	5.1	<u>4.7</u>	<u>5.5</u>	00:58.9	49	00:05:38.6	18	00:08:37.5	27	①②③●●	3	P	4
3	21.2	<u>8.9</u>	<u>5.3</u>	7.4	<u>5.7</u>	00:57.9	55	00:05:25.5	18	00:09:23.5	29	①●●④●	4	S	23
11						04:04.1	56	00:20:39.9	15	00:35:44.1	34				

133 LEVESQUE Laurent NB


1	31.6	3.7	4.1	4.5	<u>4.1</u>	00:54.7	42	00:04:29.4	20	00:06:24.2	12	①②③④●	1	P	5
4	<u>25.3</u>	<u>2.8</u>	<u>7.3</u>	2.3	<u>2.8</u>	00:44.9	33	00:05:13.3	15	00:09:58.2	44	●●●④●	2	S	26
2	25.5	<u>5.1</u>	3.6	<u>4.5</u>	3.6	00:48.2	30	00:05:40.8	19	00:08:28.9	24	①●③●⑤	3	P	3
2	<u>24.9</u>	2.5	2.3	4.0	<u>3.4</u>	00:43.5	31	00:05:20.3	14	00:08:03.7	15	●②③④●	4	S	18
9						03:11.3	32	00:20:43.8	17	00:32:55.0	20				

134 RODDEN Nathaniel YK

0	30.1	4.2	4.3	8.1	5.8	00:59.4	49	00:04:40.0	22	00:05:39.4	4	⑤④③②①	1	P	6
1	23.3	7.2	7.9	8.3	<u>7.5</u>	01:00.7	58	00:05:45.4	30	00:07:46.1	11	●④③②①	2	S	24
2	<u>27.3</u>	8.4	4.9	<u>6.8</u>	7.9	01:03.8	53	00:05:58.0	26	00:09:01.8	38	⑤●③②●	3	P	5
1	20.3	7.8	<u>6.9</u>	10.8	6.4	00:58.9	59	00:05:50.6	27	00:07:49.5	11	⑤④●②①	4	S	18
4						04:02.8	54	00:22:13.9	26	00:30:16.8	11				

135 ARMSTRONG Evan AB

2	<u>22.8</u>	8.5	6.1	<u>4.7</u>	7.4	00:54.3	38	00:04:18.6	11	00:07:12.8	25	⑤●③②●	1	P	7
3	<u>77.8</u>	<u>6.0</u>	6.4	3.5	<u>4.4</u>	01:43.3	75	00:03:59.6	1	00:08:42.8	25	●④③●●	2	S	21
0	21.6	4.9	3.8	3.8	4.5	00:44.4	23	00:05:27.9	11	00:06:12.3	4	⑤④③②①	3	P	7
2	<u>13.9</u>	4.9	3.3	<u>4.5</u>	3.7	00:35.4	17	00:05:11.3	11	00:07:46.7	9	⑤●③②●	4	S	21
7						03:57.3	50	00:18:57.3	7	00:29:54.6	10				



Competition Shooting Results

Software by
TAURUS-SOFT Systemtechnik
D 83620 Feldkirchen

HoRa Systemtechnik GmbH
Chiemseestraße 26 D 83093 Bad Endorf
Tel +49 (0)8053 49043
Tel +49 (0)8053 49053
e-mail: info@hora2000.de
http://www.hora2000.de

March 27th 2008 - PM Individual - All
27.03.2008

Callaghan Nationals
Page: 7

P	1S	2S	3S	4S	5S	ShTm	Rnk	RunTm	Rnk	Total time	Rnk	Sht.img.	L	M	La
---	----	----	----	----	----	------	-----	-------	-----	------------	-----	----------	---	---	----

136 GIGUERE-VIGER Maxime

QC

1	19.5	4.9	3.7	4.1	3.9	00:40.3	13	00:04:08.6	6	00:05:48.9	7	⑤④③②①	1	P	1
1	22.9	3.7	2.8	2.5	2.2	00:37.5	18	00:04:38.5	4	00:06:16.1	1	⑤④③②①	2	S	27
0	41.9	3.1	2.7	2.4	2.5	00:56.3	41	00:05:04.9	5	00:06:01.2	2	⑤④③②①	3	P	1
3	26.7	2.6	2.9	2.3	2.7	00:40.5	24	00:04:43.0	3	00:08:23.5	18	●④●②●	4	S	24
5						02:54.7	25	00:18:34.9	3	00:26:29.6	1				

137 BURLINGAME Ryan

YK

2	0.1	6.1	6.4	5.6	5.9	00:30.4	2	00:04:29.0	19	00:06:59.4	19	⑤④●●①	1	P	13
2	13.9	6.1	4.4	3.9	3.1	00:36.4	13	00:04:48.0	9	00:07:24.4	6	●④③②●	2	S	22
1	11.1	4.4	4.9	4.9	4.7	00:35.3	2	00:05:06.7	7	00:06:42.0	7	⑤④③●①	3	P	8
3	17.3	4.6	5.1	4.0	3.2	00:39.1	19	00:04:53.2	8	00:08:32.3	20	●●③②●	4	S	20
8						02:21.2	6	00:19:16.9	10	00:29:38.1	8				

138 JENKINS Bryce

AB

1	28.4	5.9	4.7	4.9	4.1	00:52.8	36	00:04:25.1	16	00:06:17.8	9	⑤●●②①	1	P	9
4	31.1	5.3	7.8	3.9	3.6	00:57.8	50	00:05:17.9	16	00:10:15.8	52	●●●●①	2	S	22
2	31.9	7.2	5.9	6.6	9.4	01:06.3	59	00:05:36.5	15	00:08:42.8	28	⑤●●②①	3	P	9
3	26.4	6.2	9.9	5.6	4.0	00:57.6	53	00:05:20.6	16	00:09:18.2	28	●●●②①	4	S	23
10						03:54.5	47	00:20:40.0	16	00:34:34.5	27				

139 ERASMUS Erica

BC

3	34.7	5.5	6.1	5.8	6.9	01:06.8	60	00:05:23.5	38	00:09:30.3	62	⑤●●②●	1	P	12
1	25.3	6.5	6.3	3.8	5.7	00:56.2	44	00:06:30.0	42	00:08:26.3	19	●④③②①	2	S	27
0	27.7	5.3	5.9	5.6	5.9	00:59.8	50	00:07:11.8	53	00:08:11.6	20	⑤④③②①	3	P	13
1	22.7	5.1	6.4	5.9	4.4	00:53.4	46	00:06:45.2	44	00:08:38.6	24	⑤④③②●	4	S	25
5						03:56.2	48	00:25:50.5	44	00:34:46.7	29				

140 TUZLAK Aliye

YK

3	20.5	4.8	5.0	6.3	6.1	00:50.4	29	00:05:07.7	31	00:08:58.1	57	●④●●①	1	P	11
3	14.3	4.8	5.1	5.7	5.3	00:41.7	29	00:05:44.8	29	00:09:26.6	37	●④③②●	2	S	25
2	19.0	4.0	5.2	4.4	4.6	00:44.8	26	00:06:01.8	27	00:08:46.6	30	●④③●①	3	P	9
3	14.3	5.3	5.3	4.5	8.3	00:44.9	34	00:05:51.4	28	00:09:36.3	36	⑤④●●●	4	S	22
11						03:01.8	27	00:22:45.8	28	00:36:47.6	39				

141 TANDY Stephanie

BC

4	26.9	9.9	11.6	8.5	8.1	01:14.2	70	00:04:56.2	28	00:10:10.4	68	●●③●●	1	P	13
2	18.6	5.9	14.4	8.1	5.4	00:58.9	56	00:06:00.8	33	00:08:59.8	29	⑤④③●●	2	S	23
3	34.9	9.9	9.4	9.5	7.6	01:19.9	70	00:06:06.9	30	00:10:26.9	55	⑤●●②●	3	P	15
3	24.3	12.8	6.1	7.5	5.5	01:04.0	63	00:06:23.3	37	00:10:27.3	49	⑤●③●●	4	S	19
12						04:37.0	62	00:23:27.3	33	00:40:04.3	53				

142 PISCHINGER Gaylen

NT

3	34.6	6.4	4.6	4.9	3.8	01:04.4	55	00:05:43.7	46	00:09:48.1	64	⑤●③●●	1	P	11
4	37.2	5.2	5.4	4.7	5.5	01:08.6	64	00:06:56.4	51	00:12:04.9	69	●●●●②	2	S	25
4	29.4	4.4	4.3	4.7	4.5	00:58.3	46	00:07:44.4	64	00:12:42.8	74	●④●●●	3	P	11
5	24.4	4.1	4.2	3.5	4.3	00:49.9	40	00:07:18.2	58	00:13:08.2	75	●●●●●	4	S	20
16						04:01.3	51	00:27:42.7	55	00:47:43.9	73				

143 JOCHIM Jenn

SK

0	28.5	8.2	8.3	7.4	18.3	01:18.3	73	00:05:32.5	42	00:06:50.8	18	⑤④③①②	1	P	13
1	21.7	11.8	5.9	4.5	3.4	00:56.9	47	00:06:30.0	41	00:08:26.9	20	⑤④③●②	2	S	17
4	29.8	5.9	7.2	9.0	8.1	01:11.6	62	00:06:43.2	41	00:11:54.8	71	●④●●●	3	P	10
2	26.2	5.1	5.2	3.4	3.5	00:50.6	42	00:06:41.9	43	00:09:32.5	33	⑤④●●②	4	S	19
7						04:17.4	60	00:25:27.6	42	00:36:44.9	38				

144 BAKKER Karina

BC

0	40.7	4.9	4.9	5.8	4.6	01:09.8	66	00:05:36.1	43	00:06:45.8	17	①②③④⑤	1	P	14
3	23.4	8.3	4.4	8.4	4.4	00:58.3	53	00:06:45.3	46	00:10:43.6	57	①●③●●	2	S	16
1	29.9	4.8	5.5	4.6	4.9	00:58.0	45	00:06:49.5	44	00:08:47.5	32	①②③④●	3	P	14
3	26.8	5.9	7.1	6.0	5.8	01:02.7	62	00:06:52.8	48	00:10:55.5	58	●②●④●	4	S	16
7						04:08.8	58	00:26:03.6	45	00:37:12.4	42				



Competition Shooting Results

Software by
TAURUS-SOFT Systemtechnik
D 83620 Feldkirchen

HoRa Systemtechnik GmbH
Chiemseestraße 26 D 83093 Bad Endorf
Tel +49 (0)8053 49043
Tel +49 (0)8053 49053
e-mail: info@hora2000.de
http://www.hora2000.de

March 27th 2008 - PM Individual - All
27.03.2008

Callaghan Nationals
Page: 8

P	1S	2S	3S	4S	5S	ShTm	Rnk	RunTm	Rnk	Total time	Rnk	Sht.img.	L	M	La
---	----	----	----	----	----	------	-----	-------	-----	------------	-----	----------	---	---	----

145 MACCULLOCH Keely

AB

2	<u>20.9</u>	4.5	4.5	<u>4.5</u>	4.5	00:44.6	22	00:05:14.9	36	00:07:59.5	39	⑤●③②●	1	P	7
2	<u>16.0</u>	11.4	9.3	<u>6.6</u>	7.7	00:57.9	51	00:05:41.8	26	00:08:39.8	24	⑤●③②●	2	S	16
1	22.9	4.5	4.4	4.9	<u>4.3</u>	00:52.0	35	00:06:06.1	29	00:07:58.1	17	●④③②①	3	P	7
2	15.9	7.4	<u>5.7</u>	<u>6.1</u>	5.1	00:47.2	37	00:05:50.3	26	00:08:37.5	23	⑤●●②①	4	S	16
7						03:21.7	36	00:22:53.1	29	00:33:14.8	22				

146 BROOKES Lauren

AB

2	<u>23.4</u>	7.6	5.6	5.5	<u>5.5</u>	00:54.9	43	00:05:31.3	41	00:08:26.2	49	●④③②●	1	P	11
3	<u>17.6</u>	7.8	5.2	<u>5.4</u>	<u>4.8</u>	00:48.1	39	00:06:13.1	35	00:10:01.2	46	●●●②●	2	S	28
2	<u>25.8</u>	<u>7.9</u>	4.9	5.7	5.1	00:56.4	43	00:06:38.1	38	00:09:34.5	44	⑤④③●●	3	P	12
4	<u>14.6</u>	6.8	<u>5.4</u>	<u>5.5</u>	<u>5.1</u>	00:43.4	30	00:06:45.9	46	00:11:29.4	64	●●●②●	4	S	24
11						03:22.8	37	00:25:08.4	38	00:39:31.2	51				

147 COTE Rose-Marie

QC

0	26.4	5.0	5.3	4.4	4.8	00:52.2	34	00:04:28.2	18	00:05:20.4	1	⑤④③②①	1	P	3
2	18.8	2.7	<u>3.3</u>	<u>2.7</u>	5.7	00:36.1	12	00:05:07.6	12	00:07:43.7	10	⑤●●②①	2	S	20
1	30.3	4.2	4.9	<u>5.4</u>	5.9	00:55.8	40	00:05:38.3	16	00:07:34.2	11	⑤●●②①	3	P	2
0	21.9	3.4	6.2	4.1	3.8	00:43.1	29	00:05:20.4	15	00:06:03.5	1	⑤④③②①	4	S	18
3						03:07.2	30	00:20:34.6	14	00:26:41.7	2				

148 CLARKE Aryn

YK

2	23.9	8.9	<u>6.1</u>	<u>5.5</u>	5.6	00:59.8	51	00:05:26.3	39	00:08:26.1	48	⑤●●②①	1	P	8
2	19.0	<u>5.1</u>	<u>5.3</u>	7.8	4.7	00:51.1	42	00:06:22.1	39	00:09:13.2	33	⑤④●●●	2	S	25
4	<u>23.1</u>	<u>5.6</u>	<u>5.8</u>	6.4	<u>5.9</u>	00:54.8	38	00:06:48.7	43	00:11:43.4	69	●④●●●	3	P	9
5	<u>19.1</u>	<u>6.3</u>	<u>7.4</u>	<u>9.2</u>	<u>3.8</u>	00:56.3	50	00:06:32.1	40	00:12:28.4	70	●●●●●	4	S	26
13						03:41.9	42	00:25:09.2	39	00:41:51.1	61				

149 LAPLANTE-LAMARCHE Florence

ON

2	23.0	8.3	<u>9.1</u>	<u>13.1</u>	12.8	01:12.3	67	00:05:10.6	34	00:08:22.9	47	⑤●●②①	1	P	14
4	<u>22.1</u>	<u>12.5</u>	<u>9.8</u>	<u>10.7</u>	11.8	01:11.4	67	00:05:55.1	31	00:11:06.4	61	●●●●●	2	S	28
4	<u>30.0</u>	<u>17.8</u>	14.4	<u>7.8</u>	<u>8.9</u>	01:22.8	73	00:06:21.9	34	00:11:44.7	70	●●●●●	3	P	8
2	23.6	7.7	<u>6.9</u>	<u>16.9</u>	14.2	01:14.5	72	00:05:55.9	31	00:09:10.5	26	●⑤●②①	4	S	25
12						05:00.9	69	00:23:23.5	31	00:40:24.5	56				

150 KAPUSTINA Olga

BC

1	<u>37.4</u>	4.3	3.7	6.2	3.9	01:05.6	58	00:05:37.9	45	00:07:43.5	33	●②③④⑤	1	P	15
3	<u>23.6</u>	7.8	<u>4.9</u>	5.9	<u>6.3</u>	00:56.7	45	00:06:29.2	40	00:10:25.9	55	●②●●●	2	S	16
2	24.9	<u>4.5</u>	<u>6.4</u>	5.7	20.1	01:10.7	60	00:06:38.7	39	00:09:49.4	47	①●●④⑤	3	P	15
2	26.6	4.6	<u>4.8</u>	7.1	<u>4.9</u>	00:55.5	49	00:06:40.8	42	00:09:36.3	35	①②●④●	4	S	16
8						04:08.5	57	00:25:26.6	41	00:37:35.0	45				

151 HECKLEY Lauren

AB

0	17.6	4.3	3.9	3.9	4.1	00:44.7	24	00:04:43.5	24	00:05:28.2	2	⑤④③②①	1	P	10
3	24.3	<u>6.1</u>	10.9	<u>5.7</u>	<u>13.4</u>	01:06.3	62	00:05:40.1	25	00:09:46.3	41	●●●●●	2	S	21
2	17.5	5.0	<u>4.7</u>	<u>5.1</u>	5.4	00:45.8	28	00:06:03.7	28	00:08:49.5	33	⑤●●②①	3	P	4
3	<u>26.9</u>	5.4	<u>5.2</u>	5.4	<u>6.9</u>	00:57.6	52	00:05:49.9	25	00:09:47.4	38	●④●②●	4	S	22
8						03:34.3	41	00:22:17.1	27	00:33:51.4	25				

152 FREUND Shannon

NT

3	<u>20.5</u>	<u>4.6</u>	<u>4.6</u>	5.9	4.9	00:51.5	31	00:05:15.2	37	00:09:06.7	59	●●●④⑤	1	P	10
-1						00:00.0	-1	00:00:00.0	-1	00:00:00.0	0				

153 DEMERS Maryse

QC

1	17.9	<u>4.6</u>	5.7	6.3	4.3	00:43.3	21	00:04:36.4	21	00:06:19.7	10	⑤④③●①	1	P	3
2	<u>13.5</u>	4.1	3.9	<u>6.1</u>	5.7	00:37.5	17	00:05:21.5	20	00:07:59.0	13	⑤●●②●	2	S	22
1	20.7	<u>4.6</u>	4.4	3.9	4.1	00:42.6	17	00:05:48.9	23	00:07:31.6	10	⑤④③●①	3	P	3
1	16.8	<u>3.9</u>	2.7	3.1	3.8	00:34.7	16	00:05:27.8	19	00:07:02.6	6	⑤④③●①	4	S	18
5						02:38.1	14	00:21:14.7	21	00:28:52.8	7				

HoRa 2000 E



ELECTRONIC BIATHLON TARGETS

Competition Shooting Results

Software by
TAURUS-SOFT Systemtechnik
D 83620 Feldkirchen

HoRa Systemtechnik GmbH

Chiemseestraße 26 D 83093 Bad Endorf

Tel +49 (0)8053 49043

Tel +49 (0)8053 49053

e-mail: info@hora2000.de

http://www.hora2000.de

March 27th 2008 - PM Individual - All
27.03.2008

Callaghan Nationals
Page: 9

P	1S	2S	3S	4S	5S	ShTm	Rnk	RunTm	Rnk	Total time	Rnk	Sht.img.	L	M	La
---	----	----	----	----	----	------	-----	-------	-----	------------	-----	----------	---	---	----

154 OLIVER-BEEBE Erin YK

1	20.4	7.5	12.3	10.2	9.2	01:09.3	65	00:05:08.5	32	00:07:17.8	28	⑤④③②①	1	P	15
3	18.9	6.7	7.5	17.4	10.0	01:07.1	63	00:06:00.3	32	00:10:07.4	49	●●⑤④③②①	2	S	25
1	21.3	10.9	8.8	10.8	9.2	01:05.2	57	00:06:24.3	35	00:08:29.5	25	⑤④③②①	3	P	9
4	17.8	5.9	7.3	14.2	9.3	01:01.2	60	00:06:20.9	36	00:11:22.1	63	●●●●④③②①	4	S	19
9						04:22.9	61	00:23:53.9	34	00:37:16.8	43				

155 DICKSON Alexandra BC

0	36.8	5.9	6.3	5.2	5.6	01:07.6	62	00:05:13.0	35	00:06:20.6	11	⑤④③②①	1	P	13
2	36.7	11.3	24.3	18.6	6.6	01:45.5	76	00:06:19.9	36	00:10:05.5	47	⑤●●●④③②①	2	S	17
0	39.6	6.8	6.5	6.4	5.9	01:12.9	63	00:06:24.7	37	00:07:37.7	12	⑤④③②①	3	P	13
4	22.9	9.6	8.9	12.9	8.0	01:09.4	70	00:06:24.9	38	00:11:34.4	65	●●●●④③②①	4	S	16
6						05:15.4	72	00:24:22.6	36	00:35:38.1	32				

156 HYNES Silke ON

3	23.0	5.6	5.3	7.2	6.1	00:54.4	39	00:04:55.7	27	00:08:50.1	52	●②●④●	1	P	9
5	28.3	6.8	7.7	4.2	5.1	00:57.7	49	00:06:02.7	34	00:12:00.4	68	●●●●●	2	S	24
3	33.9	5.9	5.9	5.8	5.9	01:04.3	54	00:06:21.8	33	00:10:26.1	54	●●●●④⑤	3	P	6
4	20.9	5.7	5.1	4.5	3.9	00:45.8	35	00:06:06.1	32	00:10:51.9	56	●●●●④●	4	S	17
15						03:42.1	43	00:23:26.4	32	00:42:08.5	63				

157 LUNDER Emma BC

4	22.6	6.7	6.6	8.0	6.5	01:00.2	53	00:05:09.6	33	00:10:09.8	67	①●●●●	1	P	15
2	22.2	9.6	7.8	7.5	9.3	01:02.4	59	00:06:19.9	36	00:09:22.3	36	①●③●⑤	2	S	16
4	27.2	8.5	10.2	14.6	6.8	01:16.3	68	00:06:24.4	36	00:11:40.7	68	●●●⑤●	3	P	14
2	18.8	6.5	8.8	9.0	8.8	00:58.3	56	00:06:17.9	34	00:09:16.2	27	①●③④●	4	S	17
12						04:17.1	59	00:24:11.9	35	00:40:29.1	57				

158 LODGE Emma AB

2	17.2	4.5	4.6	4.1	5.2	00:41.7	15	00:04:46.5	25	00:07:28.1	30	⑤●③●①	1	P	10
1	19.4	4.8	3.4	3.4	3.2	00:41.2	27	00:05:43.1	27	00:07:24.3	5	●④③②①	2	S	22
1	16.9	4.5	4.1	4.1	4.3	00:40.1	9	00:05:41.1	20	00:07:21.2	8	⑤●③②①	3	P	12
2	14.2	4.6	3.2	2.5	4.2	00:33.6	14	00:05:34.4	21	00:08:08.0	16	●④③②●	4	S	23
6						02:36.6	11	00:21:45.1	23	00:30:21.6	12				

Done shots total: 1520, misses of them: 647 = 42.57%

Done shots standing: 755, misses of them: 376 = 49.80%

Done shots prone: 765, misses of them: 271 = 35.42%