




Invitational Pre-Jr Girls - 3.2 km Individual Competition Provisional Results

Duntroon ON, 15 January 2011

Start Time 11:00 -- Time of Last Finish 14:25

| Rank | Bib | Lic No | Name | Team | Runtime | Shooting | | | | Result | Behind | % | Pts | Remarks |
|------|-----|--------|-----------------------|--------|---------|----------|---|---|----|----------------|----------|---|-----|---------|
| | | | | | | P | P | P | T | | | | | |
| 1 | 102 | | SPOEL, Bridget | Walden | 27:17.0 | 1 | 1 | 2 | 4 | 31:17.0 | | | 60 | |
| 2 | 101 | | KORTHALS, Emma | Highl | 44:33.0 | 4 | 3 | 3 | 10 | 48:56.0 | +17:39.0 | | 54 | |




Invitational Jr Girls - 6.4 km Individual Competition Provisional Results

Duntroon ON, 15 January 2011

Start Time 11:00 -- Time of Last Finish 14:25

| Rank | Bib | Lic No | Name | Team | Runtime | Shooting | | | | | Result | Behind | % | Pts | Remarks |
|------|-----|--------|---------------------------|---------|---------|----------|---|---|---|----|----------------|----------|--------|-----|---------|
| | | | | | | P | P | P | P | T | | | | | |
| 1 | 120 | | SAVILL, Mackenzie | Highl | 39:03.0 | 0 | 2 | 1 | 1 | 4 | 39:03.0 | | 116.5% | 60 | |
| 2 | 116 | | NETTIE, Charlotte | 2799QYR | 47:48.0 | 2 | 0 | 2 | 4 | 8 | 44:51.0 | +5:48.0 | 101.5% | 54 | |
| 3 | 115 | | ALEXANDER, Katrina | Walden | 45:37.0 | 2 | 0 | 0 | 5 | 7 | 52:37.0 | +13:34.0 | 86.5% | 48 | |
| 4 | 119 | | TUHKASAARI, Jasmin | Highl | 43:39.0 | 5 | 5 | 0 | 0 | 10 | 52:39.0 | +13:36.0 | 86.4% | 43 | |
| 5 | 118 | | FISH, Taryn | 2799QYR | 55:53.0 | 1 | 1 | 0 | 2 | 4 | 54:10.0 | +15:07.0 | 84.0% | 40 | |
| 6 | 117 | | BOLAND, Lindsay | Walden | 51:30.0 | 1 | 1 | 3 | 1 | 6 | 55:50.0 | +16:47.0 | 81.5% | 38 | |



Invitational Sr Girls - 7.6 km Individual Competition Provisional Results


Duntroon ON, 15 January 2011

Start Time 11:00 -- Time of Last Finish 14:25

| Rank | Bib | Lic No | Name | Team | Runtime | Shooting | | | | | Result | Behind | % | Pts | Remarks |
|------|-----|--------|--------------------------|---------|-----------|----------|---|---|---|----|------------------|----------|--------|-----|---------|
| | | | | | | P | P | S | S | T | | | | | |
| 1 | 139 | | DAVENPORT, Larkin | Highl | 35:41.0 | 4 | 3 | 3 | 5 | 15 | 47:01.0 | | 102.6% | 60 | |
| 2 | 140 | | SINCLAIR, Meg | Highl | 42:00.0 | 4 | 4 | 0 | 2 | 10 | 47:45.0 | +44.0 | 101.1% | 54 | |
| 3 | 138 | | SAVILL, Alex | Highl | 41:00.0 | 5 | 4 | 0 | 1 | 10 | 50:00.0 | +2:59.0 | 96.5% | 48 | |
| 4 | 137 | | NEWTON, Allison | Highl | 39:25.0 | 4 | 4 | 1 | 4 | 13 | 50:35.0 | +3:34.0 | 95.4% | 43 | |
| 5 | 141 | | STOAKES, Katie | 2799QYR | 1:02:03.0 | 2 | 0 | 4 | 1 | 7 | 1:00:26.0 | +13:25.0 | 79.8% | 40 | |
| DNS | 142 | | MOOGK, Catherine | 2799QYR | | | | | | | | | | | |

Note1: equipment problems for the Cadets resulted in delays for their athletes with long stop times – since this would allow athletes to recover while waiting to shoot 2799QYR team results should be considered separately.

Note 2: Snow squalls on the day of the race delayed marking of the trails and as a consequence out of town athletes who arrived on the day of the race did not get a chance to practice. In the confusion several of Walden Juniors skied extra distances.

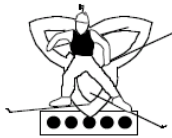


Invitational Pre-Jr Boys - 3.2 km Individual Competition Provisional Results

Duntroon ON, 15 January 2011

Start Time 11:00 -- Time of Last Finish 14:25

| Rank | Bib | Lic No | Name | Team | Runtime | Shooting | | | | Result | Behind | % | Pts | Remarks |
|------|-----|-----------|--------------------------|---------|---------|----------|---|---|-----------|----------------|----------|--------|-----|---------|
| | | | | | | P | P | P | T | | | | | |
| 1 | 111 | | SCHOLTE, Simon | Highl | 19:05.0 | 0 | 1 | 1 | 2 | 21:05.0 | | 142.2% | 60 | |
| 2 | 106 | | NETTIE, Malcolm | 2799QYR | 30:55.0 | 3 | 2 | 0 | 5 | 32:25.0 | +11:20.0 | 92.5% | 54 | |
| 3 | 107 | | WEESNER, Wolfgang | Highl | 24:28.0 | 4 | 4 | 4 | 12 | 36:28.0 | +15:23.0 | 82.2% | 48 | |
| 4 | 108 | | PRESTON, Foster | Highl | 34:50.0 | 2 | 4 | 1 | 7 | 41:50.0 | +20:45.0 | 71.7% | 43 | |
| 5 | 110 | | DAHMER, Caleb | Walden | 34:58.0 | 3 | 4 | 1 | 8 | 42:25.0 | +21:20.0 | 70.7% | 40 | |
| DNS | 109 | | CARRASCO, Alex | Highl | | | | | | | | | | |




Invitational Jr Boys - 6.4 km Individual Competition Provisional Results

Duntroon ON, 15 January 2011

Start Time 11:00 -- Time of Last Finish 14:25

| Rank | Bib | Lic No | Name | Team | Runtime | Shooting | | | | | Result | Behind | % | Pts | Remarks |
|------|-----|-----------|----------------------------|---------|-----------|----------|---|---|---|-----------|------------------|----------|--------|-----|---------|
| | | | | | | P | P | P | P | T | | | | | |
| 1 | 125 | | SPOEL, Aidan | Walden | 29:13.0 | 0 | 2 | 2 | 1 | 5 | 34:13.0 | | 110.6% | 60 | |
| 2 | 130 | | SHOULDICE, David | ??? | 35:53.0 | 1 | 0 | 1 | 1 | 3 | 37:47.0 | +3:34.0 | 100.2% | 54 | |
| 3 | 131 | | URETTI, Andrei | 2799QYR | 40:00.0 | 4 | 2 | 2 | 0 | 8 | 41:32.0 | +7:19.0 | 91.1% | 48 | |
| 4 | 133 | | SCHOLTE, Ben | Highl | 33:53.0 | 2 | 3 | 4 | 2 | 11 | 41:33.0 | +7:20.0 | 91.1% | 43 | |
| 5 | 127 | | COUCHMAN, Matthew | Highl | 38:20.0 | 0 | 1 | 4 | 2 | 7 | 44:50.0 | +10:37.0 | 84.4% | 40 | |
| 6 | 128 | | SEMIKOLENNIHS, Lija | 2799QYR | 51:05.0 | 0 | 1 | 0 | 1 | 2 | 46:52.0 | +12:39.0 | 80.7% | 38 | |
| 7 | 124 | | MOULLARD, Morgan | 2799QYR | 47:48.0 | 1 | 0 | 1 | 3 | 5 | 47:11.0 | +12:58.0 | 80.2% | 36 | |
| 8 | 129 | | HANSON, Jacob | Walden | 42:54.0 | 2 | 2 | 1 | 3 | 8 | 50:54.0 | +16:41.0 | 74.4% | 34 | |
| 9 | 132 | | BICHEL, Benjamin | Walden | 52:04.0 | 1 | 0 | 2 | 4 | 7 | 59:04.0 | +24:51.0 | 64.1% | 32 | |
| 10 | 126 | | DAHMER, Jordan | Walden | 1:03:08.0 | 2 | 0 | 4 | 0 | 6 | 1:05:56.0 | +31:43.0 | 57.4% | 31 | |



Invitational Sr Boys - 7.6 km Individual Competition Provisional Results

Duntroon ON, 15 January 2011

Start Time 11:00 -- Time of Last Finish 14:25

| Rank | Bib | Lic No | Name | Team | Runtime | Shooting | | | | | Result | Behind | % | Pts | Remarks |
|------|-----|-----------|--------------------------|---------|---------|----------|---|---|---|-----------|----------------|---------|--------|-----|---------|
| | | | | | | P | P | S | S | T | | | | | |
| 1 | 151 | | SHOULDICE, Isaac | ??? | 38:54.0 | 0 | 0 | 3 | 1 | 4 | 42:44.0 | | 104.3% | 60 | |
| 2 | 148 | | SVAIKAUSKAS, Nick | Highl | 41:13.0 | 0 | 4 | 3 | 0 | 7 | 43:53.0 | +1:09.0 | 101.6% | 54 | |
| 3 | 147 | | FISH, Christian | 2799QYR | 49:49.0 | 4 | 0 | 2 | 3 | 9 | 47:06.0 | +4:22.0 | 94.6% | 48 | |
| 4 | 149 | | COPELAND, Ronald | 2799QYR | 46:05.0 | 0 | 0 | 5 | 2 | 7 | 49:00.0 | +6:16.0 | 91.0% | 43 | |
| 5 | 150 | | SHAPIRO, David | Highl | 38:07.0 | 0 | 3 | 5 | 5 | 13 | 50:07.0 | +7:23.0 | 88.9% | 40 | |
| 6 | 146 | | HANSON, David | Walden | 40:19.0 | 3 | 2 | 2 | 5 | 12 | 50:19.0 | +7:35.0 | 88.6% | 38 | |

See note with Girls results




Invitational Pre-Jr Girls - 2.4 km Sprint Competition Provisional Results

Duntroon ON, 16 January 2011

Start Time 11:00 -- Time of Last Finish 14:25

| Rank | Bib | Lic No | Name | Team | Shooting | | | Result | Behind | % | Pts | Remarks |
|------|-----|-----------|--------------------------|--------|----------|---|---|----------------|----------|---|-----|---------|
| | | | | | P | P | T | | | | | |
| 1 | 202 | | LELONDE, Madeline | Highl | 0 | 2 | 2 | 20:31.0 | | | 60 | |
| 2 | 201 | | SPOEL, Bridget | Walden | 3 | 0 | 3 | 24:03.0 | +3:32.0 | | 54 | |
| 3 | 203 | | KORTHALS, Emma | Highl | 5 | 1 | 6 | 38:16.0 | +17:45.0 | | 48 | |



Invitational Jr Girls - 4.8 km Sprint Competition Provisional Results

Duntroon ON, 16 January 2011

Start Time 11:00 -- Time of Last Finish 14:25

| Rank | Bib | Lic No | Name | Team | Shooting | | | Result | Behind | % | Pts | Remarks |
|------|-----|-----------|---------------------------|--------|----------|---|---|----------------|---------|--------|-----|---------|
| | | | | | P | P | T | | | | | |
| 1 | 239 | | SAVILL, Mackenzie | Highl | 2 | 1 | 3 | 28:40.0 | | 105.5% | 60 | |
| 2 | 243 | | TUHKASAARI, Jasmin | Highl | 0 | 2 | 2 | 30:15.0 | +1:35.0 | 100.0% | 54 | |
| 3 | 241 | | BOLAND, Lindsay | Walden | 1 | 1 | 2 | 31:50.0 | +3:10.0 | 95.0% | 48 | |
| 4 | 242 | | ALEXANDER, Katrina | Walden | 2 | 1 | 3 | 34:26.0 | +5:46.0 | 87.9% | 43 | |
| DNS | 240 | | MATER, Olivia | Highl | | | | | | | | |

Note 3: Walden Girls Lindsay and Katrina are by age (12yrs) PreJunior but raced in the Jr Girls category for the experience against Ontario's top biathletes

Their ski and shooting times show that they are competitive in the Junior Category.



Invitational Pre-Jr Boys - 2.4 km Sprint Competition Provisional Results

Dunroon ON, 16 January 2011

Start Time 11:00 -- Time of Last Finish 14:25

| Rank | Bib | Lic No | Name | Team | Shooting | | | Result | Behind | % | Pts | Remarks |
|------|-----|-----------|--------------------------|--------|----------|---|---|----------------|----------|--------|-----|---------|
| | | | | | P | P | T | | | | | |
| 1 | 219 | | SCHOLTE, Simon | Highl | 4 | 1 | 5 | 19:21.0 | | 111.3% | 60 | |
| 2 | 214 | | WEESNER, Wolfgang | Highl | 4 | 4 | 8 | 22:36.0 | +3:15.0 | 95.3% | 54 | |
| 3 | 218 | | CARRASCO, Alex | Highl | 4 | 4 | 8 | 22:41.0 | +3:20.0 | 95.0% | 48 | |
| 4 | 215 | | LALONDE, Eric | Highl | 4 | 5 | 9 | 26:12.0 | +6:51.0 | 82.2% | 43 | |
| 5 | 216 | | PRESTON, Foster | Highl | 1 | 5 | 6 | 30:39.0 | +11:18.0 | 70.3% | 40 | |
| 6 | 213 | | DAHMER, Caleb | Walden | 2 | 4 | 6 | 43:13.0 | +23:52.0 | 49.9% | 38 | |
| DNS | 217 | | FUNSTON, Decklan | Highl | | | | | | | | |



Invitational Jr Boys - 4.8 km Sprint Competition Provisional Results

Dunroon ON, 16 January 2011

Start Time 11:00 -- Time of Last Finish 14:25

| Rank | Bib | Lic No | Name | Team | Shooting | | | Result | Behind | % | Pts | Remarks |
|------|-----|-----------|--------------------------|--------|----------|---|---|----------------|----------|--------|-----|---------|
| | | | | | P | P | T | | | | | |
| 1 | 255 | | SPOEL, Aidan | Walden | 0 | 0 | 0 | 19:06.0 | | 113.8% | 60 | |
| 2 | 258 | | SCHOLTE, Ben | Highl | 2 | 0 | 2 | 20:58.0 | +1:52.0 | 103.7% | 54 | |
| 3 | 259 | | SHOULDICE, David | ??? | 2 | 0 | 2 | 25:10.0 | +6:04.0 | 86.4% | 48 | |
| 4 | 253 | | COUCHMAN, Matthew | Highl | 2 | 1 | 3 | 27:52.0 | +8:46.0 | 78.0% | 43 | |
| 5 | 257 | | HANSON, Jacob | Walden | 3 | 3 | 6 | 28:56.0 | +9:50.0 | 75.2% | 40 | |
| 6 | 256 | | DAHMER, Jordan | Walden | 1 | 0 | 1 | 33:44.0 | +14:38.0 | 64.5% | 38 | |
| 7 | 254 | | BICHEL, Benjamin | Walden | 1 | 4 | 5 | 34:57.0 | +15:51.0 | 62.2% | 36 | |



Invitational Sr Boys - 6.4 km Sprint Competition Provisional Results

Dunroon ON, 16 January 2011

Start Time 11:00 -- Time of Last Finish 14:25

| Rank | Bib | Lic No | Name | Team | Shooting | | | Result | Behind | % | Pts | Remarks |
|------|-----|-----------|--------------------------|--------|----------|---|---|----------------|---------|--------|-----|---------|
| | | | | | P | S | T | | | | | |
| 1 | 283 | | SVAIKAUSKAS, Nick | Highl | 0 | 0 | 0 | 23:43.0 | | 107.1% | 60 | |
| 2 | 282 | | SHOULDICE, Isaac | ??? | 0 | 5 | 5 | 26:07.0 | +2:24.0 | 97.2% | 54 | |
| 3 | 281 | | SHAPIRO, David | Highl | 0 | 1 | 1 | 26:21.0 | +2:38.0 | 96.4% | 48 | |
| 4 | 280 | | HANSON, David | Walden | 3 | 5 | 8 | 28:10.0 | +4:27.0 | 90.2% | 43 | |